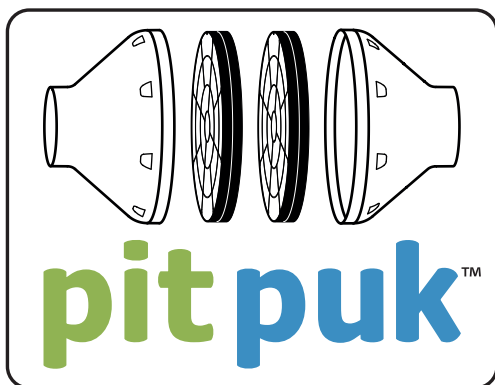


EN



## Assembly instruction for PITPUK Starter Kit



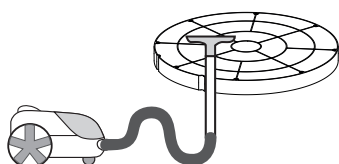
Thank you for choosing our high-tech quality product. Please follow the instructions.

### **Application:**

The PITPUK is a unique modular filter system with efficient adsorption of odour particles due to highly activated virgin carbon CTC80 and CTC65 coconut carbon. The activated carbon cartridges are easily interchangeable and can be stacked as required. The service life can be up to two years depending on the air-flow, humidity and organic compounds.

It is perfectly normal when first opening this product you may find some carbon blemishes on the inside of the packaging, due to the production process. We do recommend that when you first use the product with the PUK to have a damp cloth placed over the blowout outlet in order to capture any dust.

If it is necessary, the dust particles can be cleaned off the PUK by simply going over the PUK with vacuum cleaner. If operated in a very dusty environment we recommend using a separate particle filter.



**primaklima**

## Parts list:



## Assembly instructions:

1.



Align the dimples of the PUK to the ridges of the PIT.


2.



The first production run of PITs turned out a bit too narrow. We apologise for any inconvenience caused.

To position the PUK inside the PIT correctly it is advisable to use an object, like a teaspoon, that will glide around the outside of the PUK but inside the PIT.

3. IF NECESSARY



Due to the production process the screw holes might be narrower than expected. You can widen them by using your screwdriver as shown in the picture.

4.



Secure the PUK by screwing the PH2 screws through the PUK into the PIT.

5.



Put the bracket on the PIT and secure it with the 20mm Z2 screws.

6.



The PITPUK is ready. For critical applications you can use tape to make sure that the gap between the PIT and the PUK is airtight.

Made in Germany & Distributed by PRIMA KLIMA TRADING CZ s.r.o.

Radnice 594, 33828 Radnice u Rokycan, Czech Republic

Phone: +420 371795340, Fax: +420 371795343, Email: support@primaklima.com, www.primaklima.com

primaklima